

1126 / 1126P Strobe Light Installation Guide



Table of Contents

Description	3
Wiring the 1126	4
Application 1: Wiring “Plug & Play” (dry contact)	5
Application 2: Connection to Algo 1825P Ringer	6
Application 3: Remote Wiring to Algo 4100 AuxBox	7
Ordering Accessories	8



Please read the following warning carefully

Note: Looking into the Strobe light directly, may be damaging to your eyesight!

Description

The 1126 Strobe requires a 24Vdc power supply (included with the 1126P) and is activated by dry contact closure or audio detection.

These inputs may be provided by the “plug & play” connectors or hard wired on the bottom.

The 1126 may be wall mounted with the supplied screws while the cover is removed.

The 24Vdc input is polarity insensitive.

The Relay input detects dry contact closure (relay contacts) and the Aux. Spkr. detects audio signal. Required audio input level is 3.3Vrms as supplied by Algo’s 1825P Duet Plus output level at mid-volume setting.

The 1126 Strobe light can be ordered with different colored lenses. The colors available are as follows:

Color Part Numbers

Blue	1126B / 1126PB (with power supply)
Amber	1126A / 1126PA (with power supply)
Clear	1126C / 1126PC (with power supply)
Red	1126R / 1126PR (with power supply)

Wiring the 1126

The 1126 can be wired in two ways:

1. Plug and Play; where the supplied 2.5mm cord is plugged into the Relay Input on the side of 1126 Strobe.
2. Hardwire; where the unit is hardwired to the terminals located on the bottom of unit using station wiring.

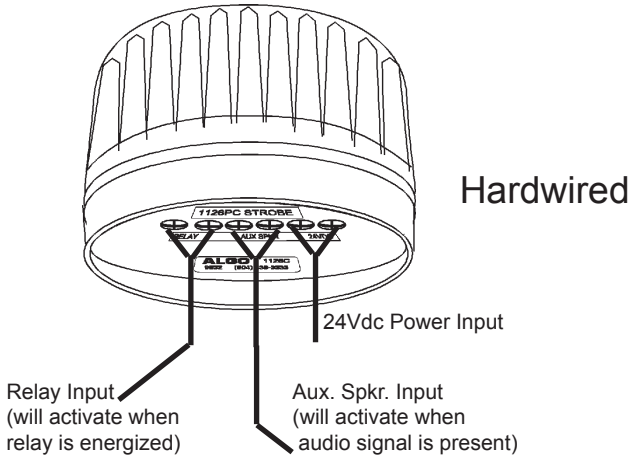


Figure 1.0 : Hardwiring the 1126

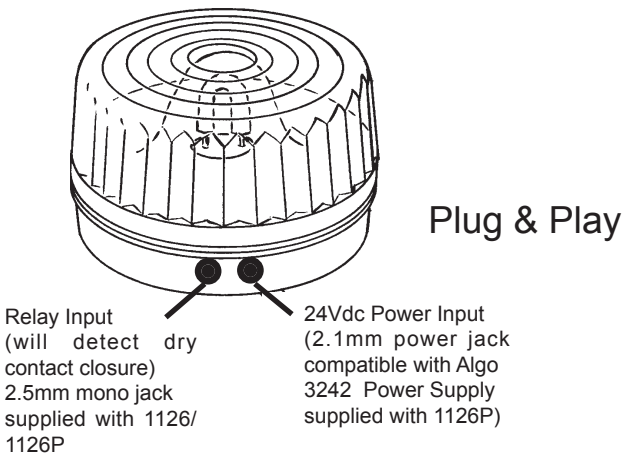


Figure 2.0 : "Play and Plug" the 1126

Application 1: Wiring “Plug & Play” (dry contact)

Connect the Algo 3242 power supply (supplied with 1126P) into the power jack of the 1126. Connect the supplied 2.5mm cord into the 2.5mm jack of the 1126 and the other end into the RELAY jack of the activating equipment (such as Algo’s 4100 AuxBox).

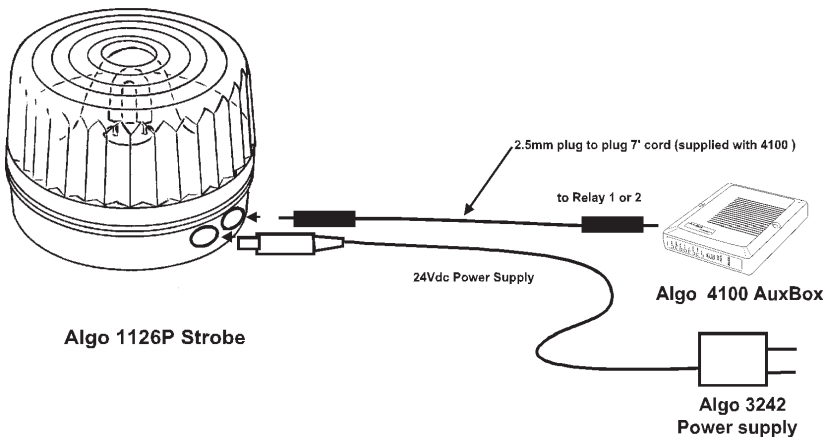


Figure 3.0: Wiring “ Plug & Play” (dry contact)

Application 2: Connection to Algo 1825P Ringer

The 1126 can activate from any audio signal, such as warble from a ringing Duet Plus. To connect to the output of the Algo 1825P Duet Plus, wire to AUX SPKR terminals on the bottom of 1126 and to the AUX SPKR terminals inside the 1825P Duet Plus.

Refer to 1825P Installation Guide for shunt settings in the 1825P.

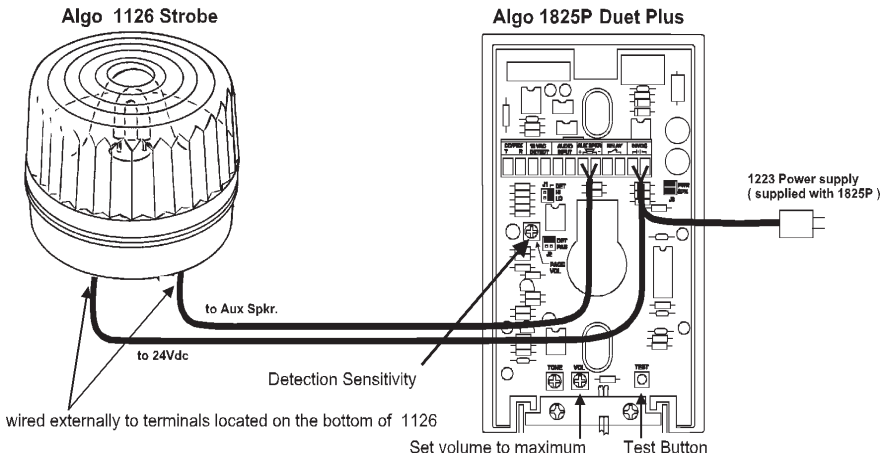


Figure 4.0 : Connection to 1825P Duet Plus ringer.

Application 3: Remote Wiring to Algo 4100 AuxBox

The supplied Algo 3242 power supply can be located remotely with the connector cut off and spliced to telephone station wire.

If connecting to a remote dry contact accessed through a 2.5mm jack, cut the supplied 2.5mm plug to plug cord in half and splice the station wire to the black + white conductor.

Using station wire, connect to the 24Vdc and Relay terminal on the bottom of unit.

The 24Vdc input is polarity insensitive.

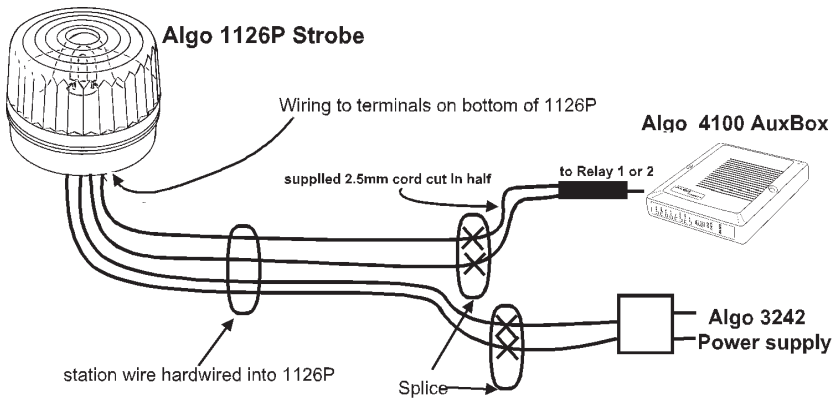
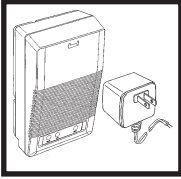


Figure 5.0 : Remote Wiring to Algo 4100 AuxBox

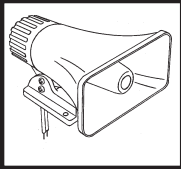
Ordering Accessories



1825P Duet Plus with Power Supply

Duet Plus is an auxiliary ringer compatible with most business telephone equipment and includes an audio amplifier for ring amplification or voice paging.


www.algosolutions.com/1825



1185 Horn Speaker

8 Ohm 20 Watt horn speaker water-proof white plastic

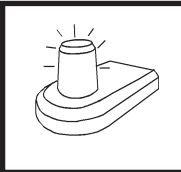
www.algosolutions.com/1185



4100 AuxBox

Detects ring, off-hook, message-waiting, page/voice call from Nortel Networks Norstar / M1 telephones. Outputs audio for monitoring / recording purposes.

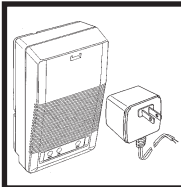
www.algosolutions.com/4100



1127P Desktop Visual Alerter e/w Power Supply

Work Station visual indicator with 4 different flash pattern modes. Available in three different colours: red, blue, and green. Packaged with 3242 Power Supply and velcro for cubicle mounting.

www.algosolutions.com/1127



1826P Talking Duet Plus with Power Supply

Talking Duet Plus is an auxiliary ringer for applications requiring a unique recorded message. Upto 16 seconds of audio signal can be recorded into the device for playback as an alerter. The Talking Duet Plus also includes an amplifier for direct or delayed paging applications.

www.algosolutions.com/1826



Algo Communication Products Ltd.
4500 Beedie Street
Burnaby, B.C.
Canada V5J 5L2

Customer Support:
Toll Free: (877) 884-2546
support@algosolutions.com
www.algosolutions.com

© 2006. Algo Communication Products Ltd. Duet Plus® and Algo™ are trademarks of Algo Communication Products Ltd.
Nortel Networks™, Nortel™, Meridian 1™ and the Globemark™ logo are trademarks of Nortel Networks Corporation.